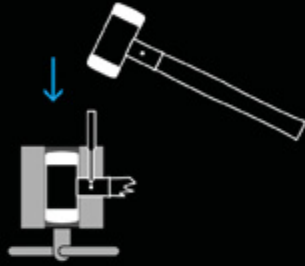
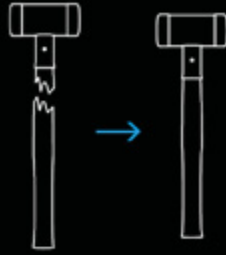
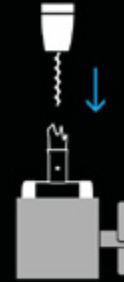


# HANDLE CHANGE FOR HICKORY VERSION



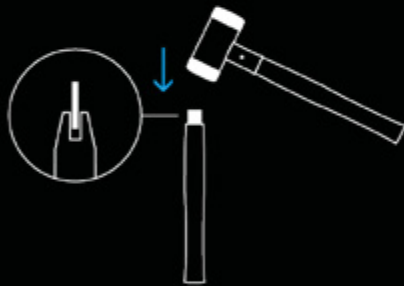
**1**

Clamp the hammer securely into a vice and tap out the clamping pin using a pin punch.



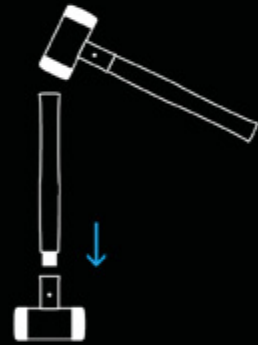
**2**

Remove any remaining wooden pieces from the housing.



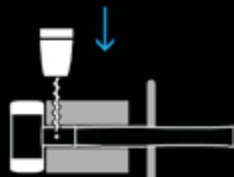
**3**

Tap an aluminium wedge into the slot found in the wooden handle.



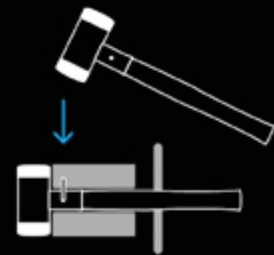
**4**

Clamp the hammer securely into a vice and tap the handle into the body using the aluminium wedge.



**5**

Drill through the hole in the body.



**6**

Tap the clamping pin into the bore hole.